



## Pendelbusverkehr samstags:


Brandau – Lützelbach – Neunkirchen



Haltestellen:	Abfahrtszeiten:											
Brandau Sportplatz	14:30	15:30	16:00	16:30	17:00	17:30	18:00	18:30	19:00	19:30	20:30	21:30
Brandau Gemeinde	14:34	15:34	16:04	16:34	17:04	17:34	18:04	18:34	19:04	19:34	20:34	21:34
Brandau Alte Post	14:40	15:40	16:10	16:40	17:10	17:40	18:10	18:40	19:10	19:40	20:40	21:40
Lützelbach	14:50	15:50	16:20	16:50	17:20	17:50	18:20	18:50	19:20	19:50	20:50	21:50
Neunkirchen	15:00	16:00	16:30	17:00	17:30	18:00	18:30	19:00	19:30	20:00	21:00	22:00
	Abfahrtszeiten:											
Neunkirchen	15:01	16:01	16:31	17:01	17:31	18:01	18:31	19:01	19:31	20:01	21:01	22:01

Winterkasten Eleonoren-Klinik - Neunkirchen – Lützelbach – Brandau

Haltestellen:	Abfahrtszeiten:											
Winterkasten	15:07	16:07	16:37	17:07	17:37	18:07	18:37	19:07	19:37	20:07	21:07	22:07
	Ankunftszeiten:											
Neunkirchen	15:15	16:15	16:45	17:15	17:45	18:15	18:45	19:15	19:45	20:15	21:15	22:15
Lützelbach	15:20	16:20	16:50	17:20	17:50	18:20	18:50	19:20	19:50	20:20	21:20	22:20
Brandau Alte Post	15:25	16:25	16:55	17:25	17:55	18:25	18:55	19:25	19:55	20:25	21:25	22:25
Brandau Gemeinde	15:28	16:28	16:58	17:28	17:58	18:28	18:58	19:28	19:58	20:28	21:28	22:28
Brandau Sportplatz	15:30	16:30	17:00	17:30	18:00	18:30	19:00	19:30	20:00	20:30	21:30	22:30



## Pendelbusverkehr sonntags:

Brandau – Lützelbach - Neunkirchen



Haltestellen:	Abfahrtszeiten:												
Brandau Sportplatz	10:30	11:30	12:30	13:30	14:30	15:00	15:30	16:00	16:30	17:00	17:30	18:00	18:30
Brandau Gemeinde	10:34	11:34	12:34	13:34	14:34	15:04	15:34	16:04	16:34	17:04	17:34	18:04	18:34
Brandau Alte Post	10:40	11:40	12:40	13:40	14:40	15:10	15:40	16:10	16:40	17:10	17:40	18:10	18:40
Lützelbach	10:50	11:50	12:50	13:50	14:50	15:20	15:50	16:20	16:50	17:20	17:50	18:20	18:50
	Ankunftszeiten:												
Neunkirchen	11:00	12:00	13:00	14:00	15:00	15:30	16:00	16:30	17:00	17:30	18:00	18:30	19:00
	Abfahrtszeiten:												
Neunkirchen	11:01	12:01	13:01	14:01	15:01	15:31	16:01	16:31	17:01	17:31	18:01	18:31	19:01



Winterkasten Eleonoren-Klinik - Neunkirchen – Lützelbach – Brandau

Haltestellen:	Abfahrtszeiten:													
Winterkasten	11:07	12:07	13:07	14:07	15:07	15:37	16:07	16:37	17:07	17:37	18:07	18:37	19:07	20:07
	Ankunftszeiten:													
Neunkirchen	11:15	12:15	13:15	14:15	15:15	15:45	16:15	16:45	17:15	17:45	18:15	18:45	19:15	20:15
Lützelbach	11:20	12:20	13:20	14:20	15:20	15:50	16:20	16:50	17:20	17:50	18:20	18:50	19:20	20:20
Brandau Alte Post	11:25	12:25	13:25	14:25	15:25	15:55	16:25	16:55	17:25	17:55	18:25	18:55	19:25	20:25
Brandau Gemeinde	11:28	12:28	13:28	14:28	15:28	15:58	16:28	16:58	17:28	17:58	18:28	18:58	19:28	20:28
Brandau Sportplatz	11:30	12:30	13:30	14:30	15:30	16:00	16:30	17:00	17:30	18:00	18:30	19:00	19:30	20:30

